

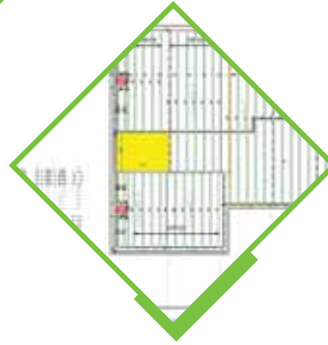


Ecojoist®



Practical benefits
of Ecojoist®.

Gang-Nail Systems, an Eleco plc company, offer integrated solutions for the timber engineering industry which assist in reducing design, production and overall construction time. Ecojoist®, the precision engineered open web joist is used within domestic, commercial and retail build programs and is supplied by Gang-Nail Systems' national network of fabricators.



Ecojoist®

Ecojoist® beams consist of parallel stress graded timber flanges joined together with V shaped galvanised steel webs. The Ecojoist® is both lightweight and easy to handle on site. The open web design allows for the quick installation of services and utilities, as a result, reducing labour costs and on site build times.

The application of Ecojoist® with its design practicalities of being an open web based system, is used in a wide variety of construction areas in loose or cassette form for floors and roofs and is applicable for houses, flats and commercial buildings.

Loads

Ecojoist® is a precisely engineered structural component, the design of which is dependent on the loads applied. The following serves to assist the specifier/designer in understanding and evaluating design loads. Further information is provided in the Ecojoist® Technical Manual.

Robust Detail Load

SPAN TABLE FOR ECOJOIST BEAMS

FLOOR LOADING:	Live load	1500 N/m ²
	Top chord dead load	720 N/m ²
	Bottom chord dead load	420 N/m ²

Includes an allowance of 250 kN/m² for Partition Load.
Spans limited by max. deflection limit of 14mm where applicable.
Timber Strength Class = TR26
Self weight included. Spans include 100mm bearing at each end.

	CENTRES mm	TIMBER SIZE mm	SPAN mm	
V2-10 253mm	400	47 x 72	4350	
		47 x 97	4700	
		47 x 122	4910	
	600	47 x 72	3630	
		47 x 97	3910	
		47 x 122	4140	
V2-12 304mm	400	47 x 72	4930	
		47 x 97	5190	
		47 x 122	5390	
	600	47 x 72	4150	
		47 x 97	4480	
		47 x 122	4700	





Domestic Load

Office Load

SPAN TABLE FOR ECOJOIST BEAMS

FLOOR LOADING:	Live load	1500 N/m ²
	Top chord dead load	450 N/m ²
	Bottom chord dead load	200 N/m ²

Includes an allowance of 250 N/m² for Partition Load.
Spans limited by max. deflection limit of 14mm where applicable.
Timber Strength Class = TR26
Self weight included. Spans include 100mm bearing at each end.

JOIST DEPTH	CENTRES mm	TIMBER SIZE mm	SPAN mm	HEIGHT mm
V2-8 219mm	400	47 x 7	4870	219
		47 x 97	5170	
		47 x 122	5350	
	600	47 x 7	4120	
		47 x 97	4480	
		47 x 122	4740	
V2-10 253mm	400	47 x 72	5290	253
		47 x 97	5620	
		47 x 122	5850	
	600	47 x 72	4830	
		47 x 97	5120	
		47 x 122	5330	
V2-12 304mm	400	47 x 72	5890	304
		47 x 97	6250	
		47 x 122	6540	
	600	47 x 72	5240	
		47 x 97	5540	
		47 x 122	5720	
V2-14 375mm	400	47 x 72	6560	375
		47 x 97	6920	
		47 x 122	7220	
	600	47 x 72	5840	
		47 x 97	6150	
		47 x 122	6370	
V2-16 425mm	400	47 x 72	6950	425
		47 x 97	7350	
		47 x 122	7650	
	600	47 x 72	6190	
		47 x 97	6530	
		47 x 122	6770	

SPAN TABLE FOR ECOJOIST BEAMS

FLOOR LOADING:	Live load	2500 N/m ²
	Top chord dead load	1200 N/m ²
	Bottom chord dead load	200 N/m ²

Includes an allowance of 1 kN/m² for Partition Load.
Spans limited by max. deflection limit of 14mm where applicable.
Timber Strength Class = TR26
Self weight included. Spans include 100mm bearing at each end.

JOIST DEPTH	CENTRES mm	TIMBER SIZE mm	SPAN mm	HEIGHT mm
V2-8 219mm	400	47 x 72	3870	219
		47 x 97	4170	
		47 x 122	4350	
	600	47 x 7	3120	
		47 x 97	3420	
		47 x 122	3630	
V2-10 253mm	400	47 x 72	4350	253
		47 x 97	4700	
		47 x 122	4910	
	600	47 x 72	3630	
		47 x 97	3910	
		47 x 122	4140	
V2-12 304mm	400	47 x 72	4930	304
		47 x 97	5190	
		47 x 122	5390	
	600	47 x 72	4150	
		47 x 97	4480	
		47 x 122	4700	
V2-14 375mm	400	47 x 72	5480	375
		47 x 97	5800	
		47 x 122	6000	
	600	47 x 72	4780	
		47 x 97	5050	
		47 x 122	5220	
V2-16 425mm	400	47 x 72	5840	425
		47 x 97	6130	
		47 x 122	6380	
	600	47 x 72	4950	
		47 x 97	5400	
		47 x 122	5580	

TOP PRODUCT FEATURES:

- ◆ Robust Standard Detail
- ◆ Depth compatible with solid joist sizes
- ◆ Made to measure, reducing on site wastage
- ◆ Minimal shrinkage or swelling
- ◆ 72mm wide flanges provide a large area for the fixing of floor deck and ceiling
- ◆ Reduction or elimination of surface run pipework
- ◆ Lightweight construction
- ◆ Erected in approximately 50% of the time for conventional joists
- ◆ Can be top chord supported

Fire Resistance

All timber floors rely on a contribution from the ceiling towards the overall fire resistance of the floor structure. The required fire resistance for domestic floor structures is 30 minutes and for compartment floors is 60 minutes. Full details of resistance are provided within section 2 of the Ecojoist® Technical Manual and are based on full scale test and calculated assessments.

RESISTANCE	JOIST DEPTH	WEB SIZE	JOIST CENTRES	BOARD THICKNESS & TYPE	SCREW FIXING	INTERMEDIATE NOGGINS REQUIRED	PERIMETER NOGGINS REQUIRED	FLOORBOARD THICKNESS
30 minute fire resistance	219mm or 253mm or 304mm	V2-8 or V2-10	400	12.5mm Fireline	150mm	No	Yes	18mm
			480	12.5mm Fireline	150mm	Yes	Yes	22mm
			600	12.5mm Fireline	150mm	Yes	Yes	22mm
	375mm or 425mm	V2-12 or V2-14 or V2-16	400	15mm Wallboard	150mm	No	Yes	18mm
			480	15mm Wallboard	150mm	No	Yes	22mm
			600	15mm Wallboard	150mm	No	Yes	22mm
60 minute fire resistance	219mm or 253mm or 304mm	V2-8 or V2-10	400	2 x 12.5mm Fireline	150mm	No	Yes	22mm
			480	2 x 12.5mm Fireline	150mm	No	Yes	22mm
			600	2 x 12.5mm Fireline	150mm	No	Yes	22mm
	375mm or 425mm	V2-12 or V2-14 or V2-16	400	2 x 12.5mm Fireline	150mm	No	Yes	22mm
			480	2 x 12.5mm Fireline	150mm	No	Yes	22mm
			600	2 x 12.5mm Fireline	150mm	No	Yes	22mm

Fireline and Wallboard are products of Gypsum Industries Limited and may be contacted for further advice.

Code for Sustainable Homes

In the Sustainable Energy Act 2003 the Government set out its statutory aim to save 3.5 million tonnes of carbon from residential properties in England through energy efficiency measures by 2010. For new properties the Code for Sustainable Homes promises a step change in sustainable building practice. With six levels of compliance being introduced from 2010 through to 2016, national builders and construction companies are looking at ways of introducing the new requirement within the design process without having to add in costly and timely solutions.

MVHR - Mechanical Ventilation & Heat Recovery

Whole house systems can prove very effective at reducing the heat load in energy efficient homes since they recover heat which would have otherwise been vented outside and therefore lost. Single room systems are proving an increasingly popular choice for small scale renovation projects.

The introduction of additional mechanical and ventilation equipment within domestic homes creates one question: how are the service runs designed into existing house designs without going back to the drawing board?

The answer is by incorporating Ecojoist®. By using the open web floor joist system, clear passage lines of service runs are automatically created without having to consider span directions and general layout of joist zones.

This open web system is successfully used in all forms of construction, whether domestic, commercial or retail in the floor or in the roof as the benefits of overall build time surpasses all other systems when taking into account the follow-on trades.

With a national network of Ecojoist® fabricators, Gang-Nail Systems is supplying solutions for construction that provides not only benefits during the build process but added value to the end user. In years to come when modifications are required, the designs integrated with the Ecojoist® metal floor web solution will assist in further enforced energy efficient compliances due to the ease of open service zones which would negate expensive and time consuming structural changes to the building.



Ecojoist® integrated in floor design to simplify service zones for domestic services and mechanical ventilation heat recovery systems (MVHR).

The first area of change is considered around the whole house Mechanical Ventilation with Heat Recovery (MVHR). This can be used for properties built or refurbished to current Building Regulations Part F and L standards where air permeability can be down to 3 to 4 m³/h at 50pa pressure difference.

Everyone of us exhales 10 to 75 litres of CO₂ per hour and up to 175 grams of

water vapour a day through breathing washing, showering and cooking.

This system extracts warm moist air via ducts to the wet rooms and passes this air through a heat recovery cell before it is discharged outside. At the same time fresh air from outside is drawn through the cell where it is warmed and distributed to the living rooms and bedrooms.



Current Specification Just passes building regulations

Building Fabric:		Heating, Ventilation and Lighting:	
U values:	W/m ² K	Ventilation:	Natural + 3 intermittent fans
Walls:	0.27	Air-tightness, q ₅₀ :	8 m ³ /m ² /hr @ 50 Pa
Floor:	0.23	Main Heating:	Gas - Ideal Icos HE 12, 90.3% Efficiency.
Ceiling:	0.14	Heating Controls:	Programmer, Thermostat + TRV's
Doors:	3.00	Hot water storage:	Range Tribune TI 150 litre.
Windows:	1.85 (g _L = 0.65)	Lighting:	9 Low-Energy light fittings
Thermal Bridging y value:	0.08 (Robust Details)		
Orientation of front door:	South		
Results: DER: 22.02 kgCO ₂ /m ² /yr		TER: 22.08 kgCO ₂ /m ² /yr	
DER/TER Improvement : 0.27%			

Code for Sustainable Home Level 2 Solution

Building Fabric:		Heating, Ventilation and Lighting:	
U values:	W/m ² K	Ventilation:	Natural + 3 intermittent fans
Walls:	0.19	Air-tightness, q ₅₀ :	4 m ³ /m ² /hr @ 50 Pa
Floor:	0.18	Main Heating:	Gas - Baxi Potterton 15HE, 91.3% Efficiency.
Ceiling:	0.10	Heating Controls:	Programmer, Delayed Start Thermostat + TRV's
Doors:	1.20	Hot water storage:	Range Tribune TI 150 litre.
Windows:	1.49 (g _L = 0.78)	Lighting:	9 Low-Energy light fittings
Thermal Bridging y value:	0.07 (BRE IP 1/06)		
Orientation of front door:	South		
Results: DER: 17.66 kgCO ₂ /m ² /yr		TER: 22.08 kgCO ₂ /m ² /yr	
DER/TER Improvement : 20.02%			

Notes

A wall U value of 0.19 W/K/m² can be achieved with a typical brick and block wall with a cavity of 140mm fully filled with Springvale's "Platinum Ecobead."

A window U value of 1.49 W/K/m² can be achieved by using Pilkington's newly released "Energikare" glazing in 89mm softwood frames.

Code for Sustainable Home Level 3 Solution

Building Fabric:		Heating, Ventilation and Lighting:	
U values:	W/m ² K	Ventilation:	Vent-Axia HRE 350 configured for a kitchen + 2 wet rooms. Insulated ductwork
Walls:	0.19	Air-tightness, q ₅₀ :	4 m ³ /m ² /hr @ 50 Pa
Floor:	0.18	Main Heating:	Gas - Baxi Potterton 15HE, 91.3% Efficiency.
Ceiling:	0.10	Heating Controls:	Programmer, Delayed Start Thermostat + TRV's
Doors:	1.20	Hot water storage:	Range Tribune TI 150 litre.
Windows:	1.49 (g _L = 0.78)	Lighting:	9 Low-Energy light fittings
Thermal Bridging y value:	0.07 (BRE IP 1/06)		
Orientation of front door:	South		
Results: DER: 16.51 kgCO ₂ /m ² /yr		TER: 22.08 kgCO ₂ /m ² /yr	
DER/TER Improvement : 25.23%			

Notes

As Level 2 solution except the natural ventilation system is replaced by a balanced MVHR system with insulated rigid ductwork.

Ecojoist® and MVHR Systems

The building, a house type of approx. 86m² floor area was initially modelled using a typical house specification and as such only just passed Building Regulations Part L.

Level 2 Solution

However, with an improvement of wall, window and heating control specifications, combined with higher air tightness the dwelling can achieve CSH Level 2.

Level 3 Solution

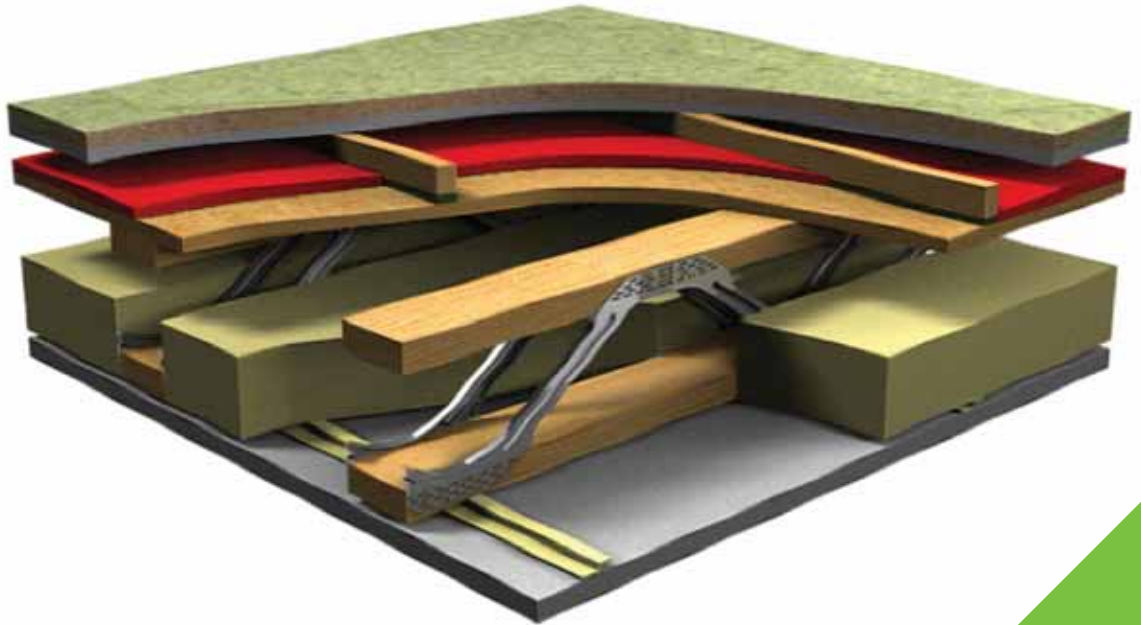
If a Vent-Axia HRE 350 MVHR unit is then added, an extra 5.2 DER/TER percentage points are gained immediately making the property Code Level 3 compliant. Without the open web system of EcoJoist®, the ducting installation through the first floor would be severely hampered, thus affecting the viability of what is a simple and cost effective method of raising the standard of a dwelling from CSH Level 2 to CSH Level 3, which becomes mandatory in 2010.



Robust Standard Detail (RSD's)

RSD's were developed by the House Builders Federation as an alternative to pre completion testing, which was thought would be disruptive and difficult to manage on site. The premise behind RSD's is to provide a type of construction which can demonstrate, by on site testing, that its acoustic performance exceeds the requirements of Part E by 5dB in both airborne and impact

sound insulation. This 5dB safety margin is designed to compensate for variances in workmanship and provides a factor of confidence that, with reasonable standards of workmanship, the RSD construction is unlikely to fall below the requirements of Part E if it were to be subject to pre completion testing. For full details refer to the Robust Details handbook.



robustdetails

www.eleco.com/gang-nail



an Eleco plc company

Gang-Nail Systems Limited
Christy Estate, Ivy Road
Aldershot, Hampshire GU12 4XG

Tel: +44 (0) 1252 334691
Fax: +44 (0) 1252 334562
gang-nail@eleco.com

© Gang-Nail Systems Limited
Gang-Nail Systems, an Eleco plc company.